

PineBridge India Equity Fund

Important Note:

- The Fund invests primarily in equity and equity-related securities of companies listed on stock exchanges in India or closely related to the economic development and growth of India, and may be exposed to additional risks (e.g. equity, emerging markets, market volatility, country concentration and Indian exchange control risks, and risk associated with Indian taxation for investments made through a Mauritian subsidiary, etc.).
- The Fund may use financial derivative instruments ("FDI") for hedging purposes only but will not use FDI extensively for any purposes. The use of FDI may expose the Fund to various risks such as counterparty, liquidity, correlation, credit, volatility, valuation and settlement risks.
- Dividends, if any, may be paid out of capital of the Fund at the discretion of the Manager. This amounts to a return or withdrawal of part of an investor's original investment or from any capital gains attributable to that original investment and may result in an immediate decrease in the net asset value of the Fund.
- Investors may be subject to substantial losses due to investment loss risk and the leveraging effect of using FDI.
- Investors should not rely solely on this material to make investment decisions.

Fund highlights



Ranked in the 1st quartile among peers in 1 Year, 3 Years, 5 Years and 10 Years.⁷

Portfolio of 30-40 stocks that exhibit the compelling growth potential



Stable investment team with a long track record

Active stock selection in all market caps

5 Stars Morningstar Overall Rating (Share Class A)⁴

Morningstar rating
★★★★★

Award-winning fund (Share Class A)^{1,2,3}

Why invest in this fund?

1

Attractive long-term prospects

2

Rigorous stock selection

3

Captures opportunities across all company sizes

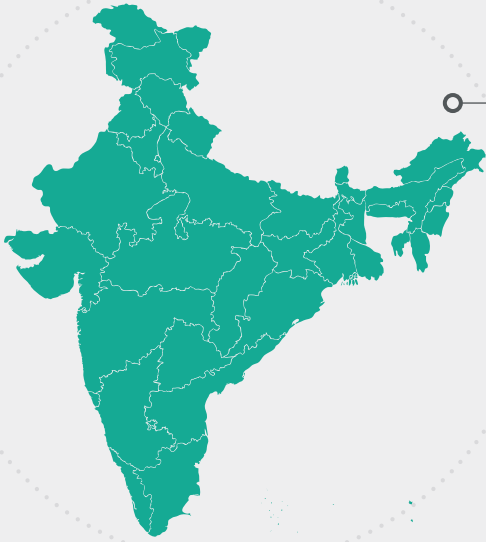
4

Long-term performance against benchmark and average peers⁸ (Share Class A)

5

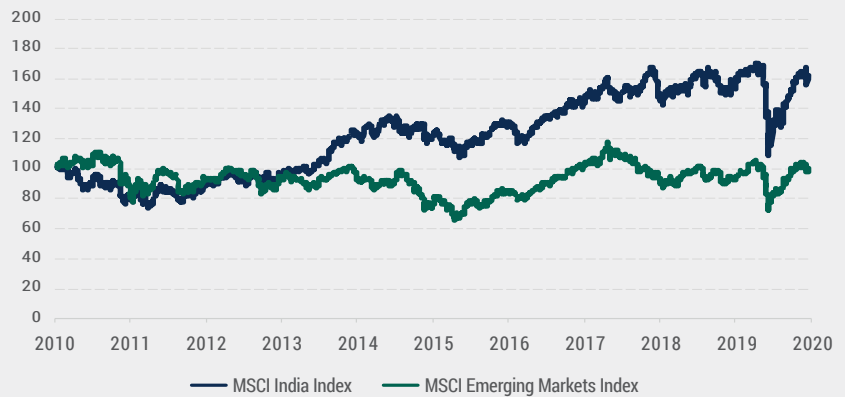
Award-winning fund^{1,2,3} with an experienced on-the-ground team

1 Attractive long-term prospects



- **Favorable demographics:** India's working population is projected to grow by a third by 2050 – the highest increase in Asia Pacific.⁵
- **Continuing reforms:** The government has taken meaningful reforms to transform areas such as infrastructure, taxation, and the banking system.
- **Growth potential:** India's equity market has continued to expand in recent years, significantly outpacing global emerging markets by market capitalization.

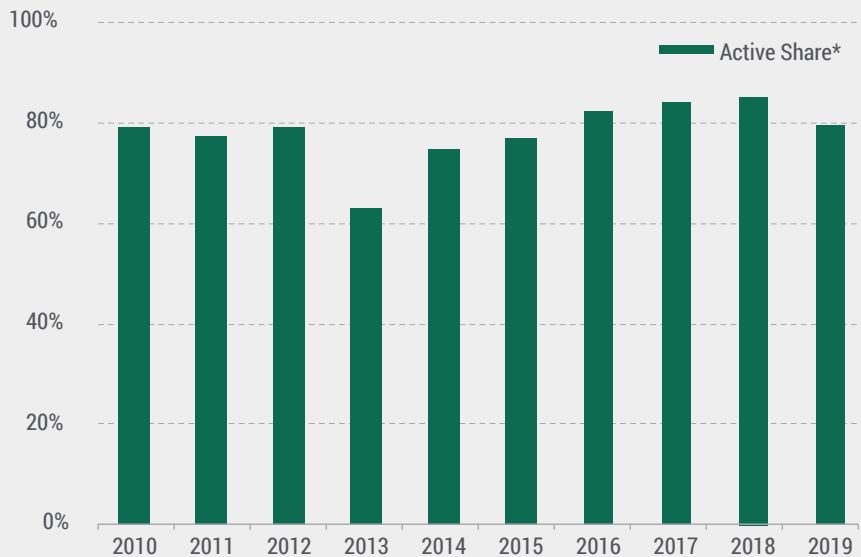
Historical Growth of India's Equity Market Vs. Emerging Markets



Source: Bloomberg, as of 30 September 2020. For illustrative purposes only. We are not soliciting or recommending any action based on this material. Rebased to 100 as of 1 October 2010. **Past performance is not indicative of future results.**

2 Rigorous stock selection

- High conviction portfolio of 30-40 globally competitive, well-managed, and attractively valued companies.
- A time-tested bottom-up, fundamental investment approach
- Track record of high active share*, with flexibility to deviate from benchmark to capture potential alpha opportunities

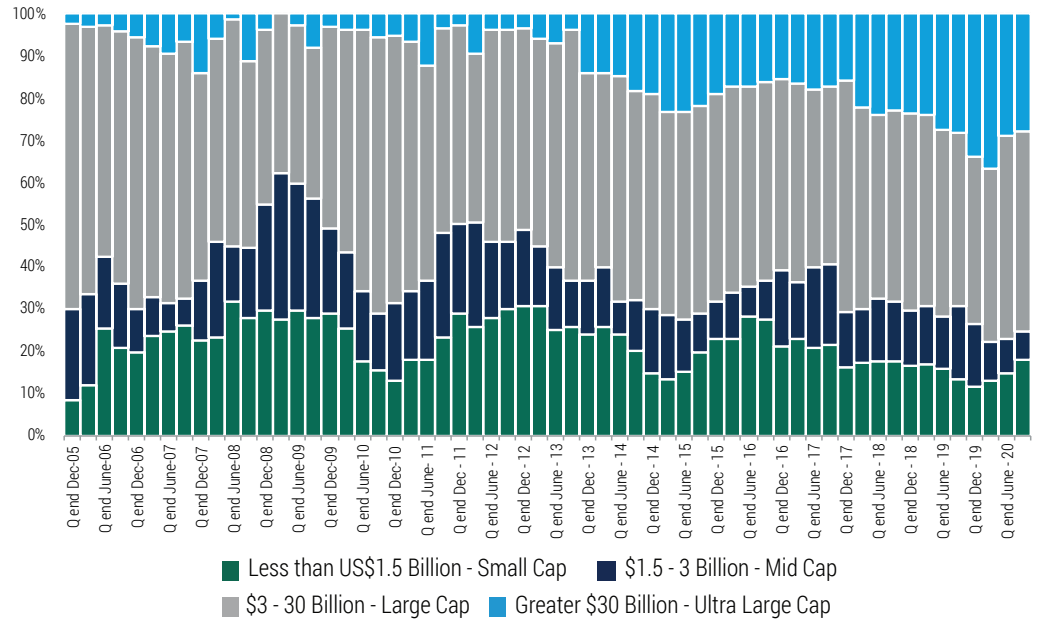


Source: PineBridge Investments, as of 30 September 2020. Reflects the characteristics of PineBridge India Equity Fund, Y Class, USD. **Past performance is not indicative of future results.** *Active share measures the percentage of stock holdings in the portfolio that differs from the benchmark index.

3

Captures opportunities across the entire market

Unconstrained stock selection, investing across all market capitalizations



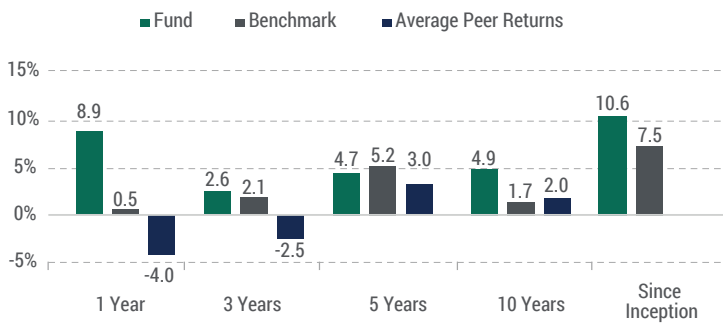
Source: PineBridge Investments. Data as of 30 September 2020. Reflects the market capitalization breakdowns of PineBridge India Equity Fund (the "Fund") Share Class Y, USD. Q end refers to end of quarter. **Past performance is not indicative of future results.**

4

Long-term performance against benchmark and average peers



Ranked in the **1st quartile** among peers in 1 Year, 3 Years, 5 Years and 10 Years.⁷



	2020 YTD	2019	2018	2017	2016	2015
Fund %	6.8	1.5	-10.8	30.4	1.7	4.0
Benchmark %	-4.5	7.6	-7.3	38.8	-1.4	-6.1

Source: PineBridge, Morningstar as of 30 September 2020. Fund performance is calculated net of fees on NAV to NAV in USD with dividends reinvested. Returns over one year are annualized. Performance is representative of Share Class A in USD. The benchmark of the Fund is MSCI India Daily Total Return Net Index. The inception date of USD share class A of PineBridge India Equity Fund is 12 Sep 2005. Average peer returns are calculated based on the total returns of funds in the Morningstar category HK India Equity, USD. Peer performance are total returns on NAV to NAV, with dividends and capital gains distributions reinvested. Unless otherwise noted, total returns are not adjusted for sales charges, but do account for management, administrative, and other costs taken out of fund assets. Returns for periods longer than one year are annualized. **Past performance is not indicative of future results.**

5

Award-winning fund with an experienced on-the-ground team

Performance recognized by BENCHMARK¹ (Share Class A), Lipper² and Fund Selector Asia³



The team has an average of 18 years of experience and includes a seven-member team in India⁶, making it well positioned to garner local insights and identify compelling opportunities.

Past performance is not indicative of future results.

**About
PineBridge
Investments**

pinebridge.com.hk*



PineBridge Investments is a private, global asset manager focused on active, high-conviction investing. We draw on the collective power of our experts in each discipline, market, and region of the world through an open culture of collaboration designed to identify the best ideas. Our mission is to exceed clients' expectations on every level, every day. As of 30 September 2020, the firm managed US\$111.7 billion[^] across global asset classes for sophisticated investors around the world.

MULTI-ASSET | FIXED INCOME | EQUITIES | ALTERNATIVES

[^] AUM as of 30 September 2020 includes US\$22.7 billion (US\$13.1 billion equities, US\$9.5 billion fixed income) of assets managed by joint ventures or other entities not wholly owned by PineBridge Investments.

¹ Source: Benchmark, awarded in December 2016. BENCHMARK Fund of the Year Awards 2016: Top Mutual Fund Awards Retail Class Hong Kong, Outstanding Achiever in India Equity (The calculation of the award is based on the performance between 1 October 2014 and 30 September 2016, comparison between the Fund Class A and its peers of the same category); Top Mutual Fund Awards Professional Class Hong Kong, Best-In-Class in India Equity (The calculation of the award is based on performance between 1 October 2014 and 30 September 2016, comparison between the Fund Class Y and its peers of the same category). For details of methodology, please visit: <https://www.fundawards.asia/hk/methodology/>. Last accessed 30 September 2020.

² Source: Thomson Reuters Lipper Fund awards, awarded in April 2018 to PineBridge India Equity Fund Share Class A USD in Singapore. Best Fund for Equity India -10 Years category. Based on the highest Lipper Leader for Consistent Return (Effective Return) value within each eligible classification. For details of the award, please visit: https://lipperfundawards.com/Awards/Singapore/2018/WinnerList/312/Singapore_2018. For details of methodology, please visit: <http://lipperalpha.refinitiv.com/lipper/>. Last accessed 30 September 2020.

³ Source: Fund Selector Asia, awarded in Feb 2017. Fund Selector Asia Awards Singapore 2017, Regional/ Single Country Emerging Market Equity category, PineBridge India Equity Fund Share Class A. For details of the award and methodology, please visit: <https://fundselectorasia.com/fsa-awards-2017-shortlist-singapore/>. Last accessed 30 September 2020.

⁴ Morningstar Rating™ Source: Morningstar Essentials™. Copyright © 2020 Morningstar, Inc. All Rights Reserved. Morningstar Rating as of 30 September 2020 in the INDIA EQUITY Morningstar Category. Morningstar Performance ratings shown reflect the share class performance shown unless noted otherwise.

⁵ Source: United Nations, 2016.

⁶ As of 30 September 2020. The India team provides non-binding advisory services to PineBridge Investments Asia Limited.

⁷ Morningstar, as of 30 September 2020.

⁸ Morningstar, as of 30 September 2020. Average peer returns are calculated based on the total returns of the funds in the Morningstar category HK India Equity, USD. Peer performance are total returns on NAV to NAV, with dividends and capital gains distributions reinvested. Unless otherwise noted, total returns are not adjusted for sales charges, but do account for management, administrative, and other costs taken out of fund assets.

Awards are for reference only. It is not indicative of the actual performance of the funds. We are not soliciting or recommending any action based on this material. Unless otherwise stated, all information is as of 30 September 2020 and sourced from PineBridge Investments internal data.

Investment involves risks. Past performance is not indicative of future performance. Investors should refer to the offering documents for details, including risk factors. This material is issued by PineBridge Investments Asia Limited, a company incorporated in Bermuda with limited liability. This material has not been reviewed by the Securities and Futures Commission (the "SFC").

PineBridge India Equity Fund (the "Fund") is a sub-fund of PineBridge Global Funds, an Irish domiciled UCITS umbrella fund, authorized and regulated by the Central Bank of Ireland. PineBridge Investments is a group of international companies that provide investment advice and market asset management products and services to clients around the world. PineBridge Investments is a registered trademark proprietary to PineBridge Investments IP Holding Company Limited.

Material Change to the Fund: On 29 March 2011, the investment policy of the Fund was changed to allow the Fund to invest in unregulated collective investment schemes. The performance for the years on or before 2010 was achieved under circumstances that no longer apply.

Source Benchmark Attribution: MSCI. MSCI makes no express or implied warranties or representation and shall have no liability whatsoever with respect to any MSCI data contained herein. The MSCI data may not be further redistributed or used as a basis for other indexes or any securities or financial products. This report is not approved, endorsed, reviewed or produced by MSCI. None of the MSCI data is intended to constitute investment advice or a recommendation to make (or refrain from making) any kind of investment decision and may not be relied on as such.

*The website has not been reviewed by the SFC.

pinebridge.com.hk*

